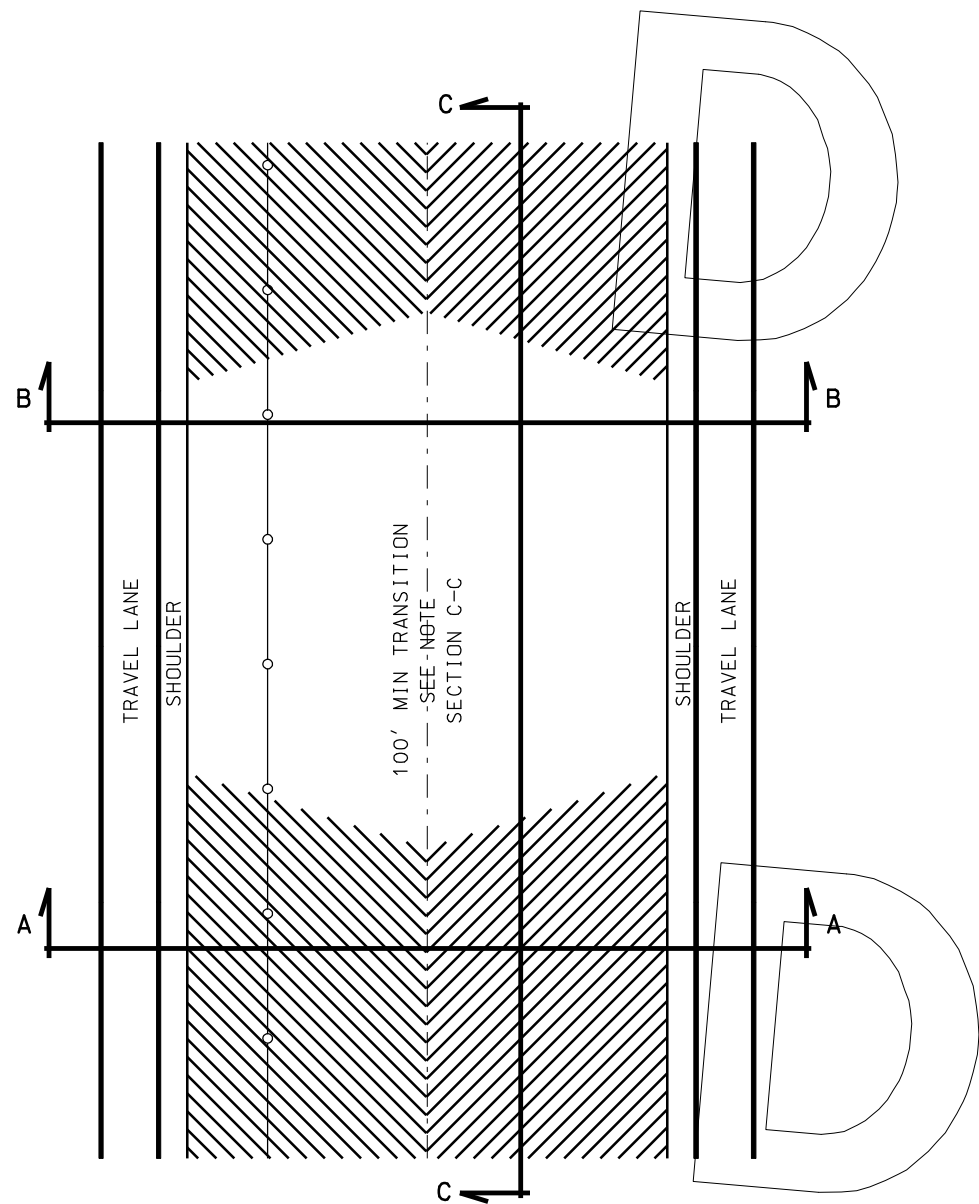
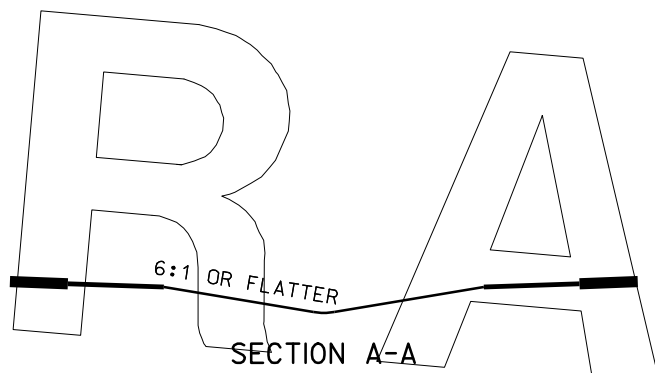


D:\N\Projects\Conversion\_Saf\_Sheet\Files\Traffic\_Safety\Glenm\July2005\BA05B.dgn

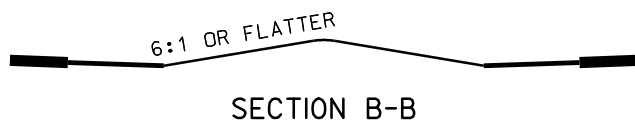
03-OCT-2005



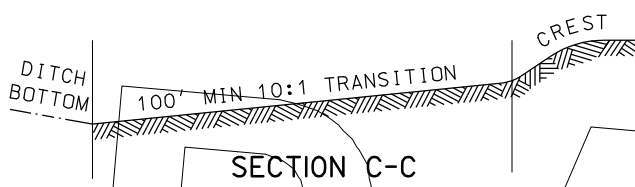
MEDIAN PLACEMENT WITH DRAINAGE FEATURES AND/OR BERM



SECTION A-A

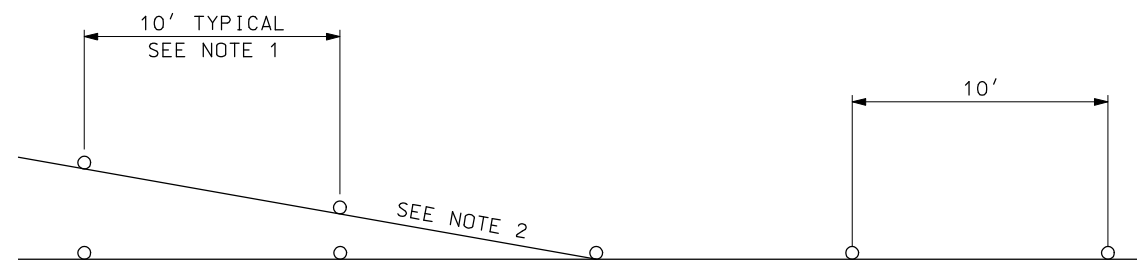


SECTION B-B

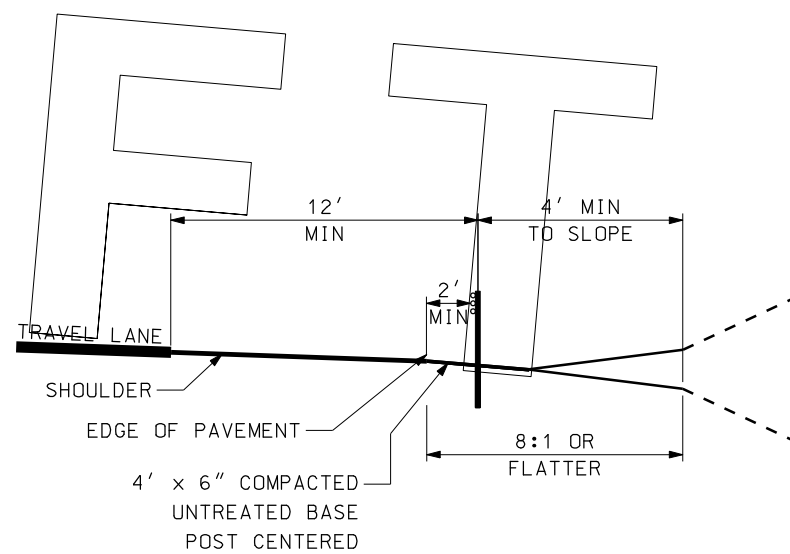


SECTION C-C

NOTE:  
MAINTAIN CABLE HEIGHT AT MANUFACTURER'S  
REQUIREMENTS THROUGH TRANSITION SECTION



TYPICAL POST SPACING FOR TANGENT OR FLARED INSTALLATIONS



RIGHT SHOULDER PLACEMENT WITH  
BACKSLOPES OR FORESLOPES  
8:1 OR STEEPER

- NOTES:**
- INCREASED POST SPACING OF 15' IS ACCEPTABLE WHEN THE FOLLOWING CONDITIONS ARE MET:  
A. SLOPES ARE 10:1 OR FLATTER.  
B. THE DISTANCE FROM THE CABLE TO ANY TRAVEL LANE EXCEEDS 14'.
  - FLARE RATE: ≥ 30:1 DESIREABLE  
20:1 MINIMUM ACCEPTABLE
  - SEE DETAIL SHEET BA 5D POST SPACING REQUIREMENTS WHEN HAZARD PROTECTION REQUIRED.

REVISIONS

NO.	DATE	APPR.	REMARKS

UTAH DEPARTMENT OF TRANSPORTATION  
STANDARD DRAWINGS FOR ROAD AND BRIDGE CONSTRUCTION  
SALT LAKE CITY, UTAH

RECOMMENDED FOR APPROVAL  
CHAIRMAN STANDARDS COMMITTEE  
APPROVED  
DEPUTY DIRECTOR

CABLE BARRIER  
PLACEMENT

DETAIL SHEET  
BA 5B

DETAIL SHEET